

DISC BRAKE PADS

KD TEKNİK OTOMOTİV SANAYİ VE TİCARET LTD.ŞTİ. **KAÇMAZLAR GEAR ENDUSTRY** Firmasının üretmiş olduğu şanzıman ve diferansiyel ürünlerini Türkiye Marmara bölgesi, Amerika, Orta Asya Ülkeleri, Balkan Ülkeleri, Avrupa Ülkeleri ve Afrika ülkelerine satışını gerçekleştirmek için 2011 Yılında Kurulmuştur.

Her geçen gün gelişmekte olan ağır vasıta sektöründe müşterilerimize, kaliteli ürün tedariki, avantajlı fiyat politikası ve çözüm odaklı hizmeti ile ön plana çıkmıştır. Prensiplerimiz doğrultusunda müşterilerimize daha iyi hizmet ve ürün tedarikini sağlamak için 2014 Yılında Orta Asya KIRGIZİŞTAN -BİŞHKEK şehrinde **Gear Technical Servis KG**. adı altında Depo ve satış mağazamızı açmış bulunmaktayız. Her geçen süre içerisinde sunmuş olduğumuz kaliteli yedek parçalarımıza oluşan güven ve memnuniyetten dolayı bölgelerimiz içerisinde alt bayiliklerimizi oluşturmuş, hep birlikte, uzman ve çözüm odaklı ekiplerimizle sahada bulunan yedek parça konusundaki eksiklikleri gidermişizdir.

KD TEKNİK OTOMOTİV SANAYİ VE TİCARET LTD.ŞTİ. Dünya çapında kalitesini ispat etmiş sektörün önde gelen markaları ile yapmış olduğu bayilik anlaşmaları neticesinde, müşterilerine alternatif ürün sunma amaçlı volan üreticisi olan **MVS Volan** ürünlerini, debriyaj ve turbo üreticisi olan **Dönmez Debriyaj** ürünlerini, rot kolu, rotli, rot başı, burç grubu üreticisi olan **BAGEN Otomotiv** ürünlerini, stoklarında bulundurmaktadır. Bayiliklerimizin yanı sıra firmamız, **FSS fren sistemleri** ürünlerini de müşterilerine tedarikini yapmaktadır.

KD TEKNİK OTOMOTİV SANAYİ VE TİCARET LTD.ŞTİ. müşterilerinden gelen talepler doğrultusunda, Avrupa ve Türkiye'nin önde gelen markalarının üreticileriyle tedarik anlaşmaları yapmış olup 2019 yılından itibaren oluşturmuş olduğu **RELIABLE TECH PARTS** markası ile her geçen gün ürün gamını genişletmektedir.

Belirlemiş olduğumuz vizyonda adım adım ilerlerken, kaliteli ürün, avantajlı fiyat, satış öncesi ve sonrası çözüm odaklı hizmet, güler yüz, müşteri memnuniyeti, misyonumuzdan asla ödün vermeden, siz değerli müşterilerimizin daima yanında olacağımızı bilmenizi isteriz.

Her geçen süre içerisinde büyüme göstererek hep birlikte nice başarılarla.

KD TECHNIC AUTOMOTIVE INDUSTRY AND TRADE CO., LTD. was founded in the Marmara Sea region of Turkey and more precisely in Istanbul in 2011 with the aim of selling transmission and differential products manufactured by KAÇMAZLAR GEAR INDUSTRY in America, Central Asia, the Balkans, Europe and Africa. In the ever-evolving truck, trailer and bus parts sector, we distinguish ourselves by providing customers with quality products, competitive pricing and solution-oriented services.

In line with our principles, to provide the best service and delivery of products to our customers, we opened our warehouse and store under the name Gear Technical Service KG in Bishkek, Kyrgyzstan in 2014. Over time, based on trust and satisfaction in the quality spare parts we offer, we have established dealer relationships in our regions and, together with our expert and solution-oriented teams, have eliminated the inconsistencies in spare parts locally.

KD TECHNIC AUTOMOTIVE INDUSTRY AND TRADE CO., LTD. enters into dealer agreements with the world's leading brands in the industry, which have a proven track record of quality around the world. As a result of these agreements, we stock and offer alternative products to our customers. These products include products from MVS Flywheel, flywheel manufacturers; products from Dönmez Clutch, manufacturers of clutches and turbochargers; and products from BAGEN Automotive, manufacturers of steering arms, linkages, tie rod ends, V-struts and bushings for trucks, trailers and buses. In addition to our dealership relationships, our company also supplies FSS brake system products to its customers. Responding to the needs of our customers, we have entered into supply agreements with manufacturers of leading brands in Europe and Turkey, and since 2019 we have been expanding our product range under the RELIABLE TECH PARTS brand.

As we move step by step towards our defined goal, we want you to know that we will always be there for you, our valued customers, without compromising on product quality, competitive prices, problem oriented services before and after sales, our goal is joy and customer satisfaction through our services.

Growing over time and achieving many successes together.



RELIABLE[®] DISC BRAKE PADS



EAC  **R90**

www.reliabletechparts.com.tr



RELIABLE®

DISC BRAKE PADS



EAC

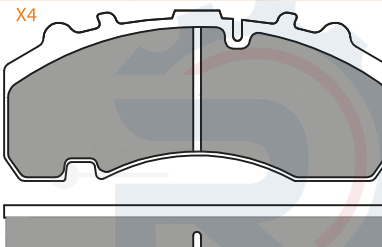
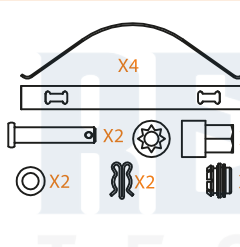
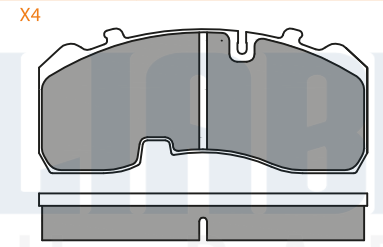
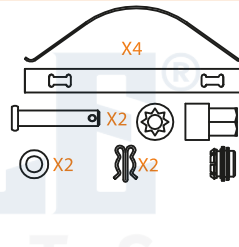
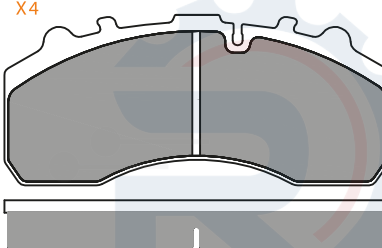
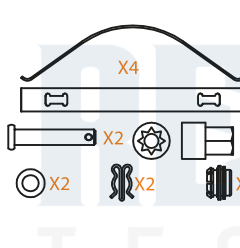
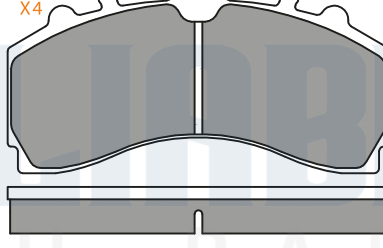
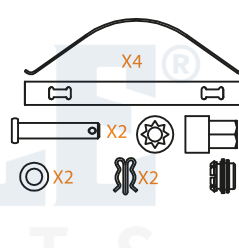
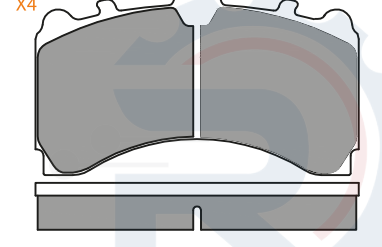
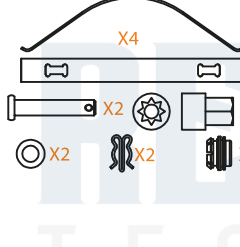
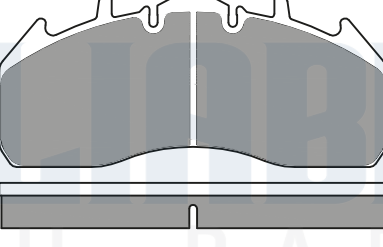
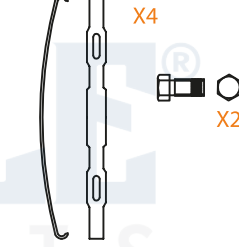
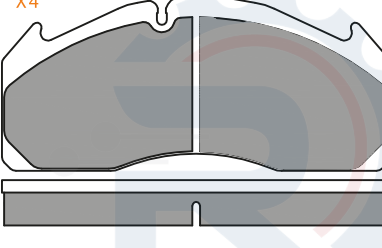
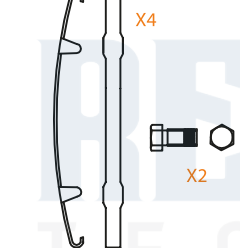
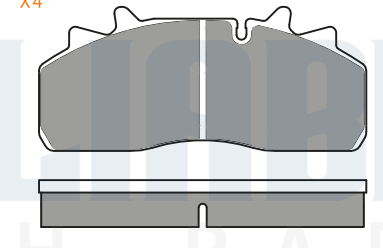
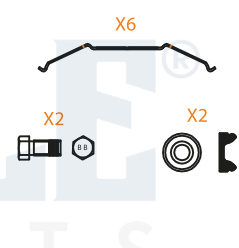
EE R90

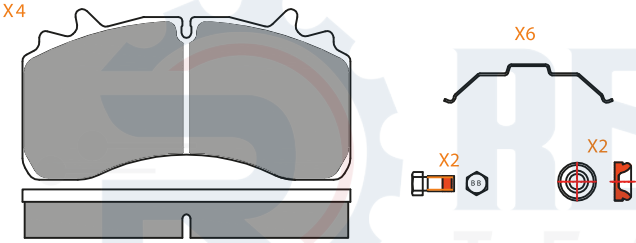
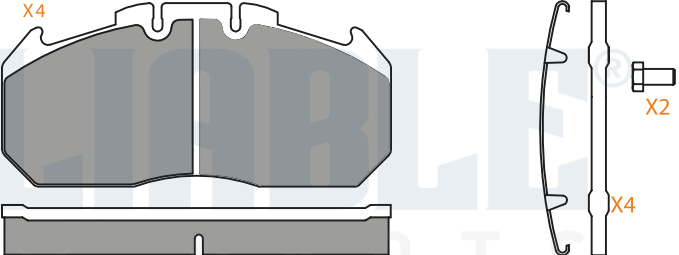
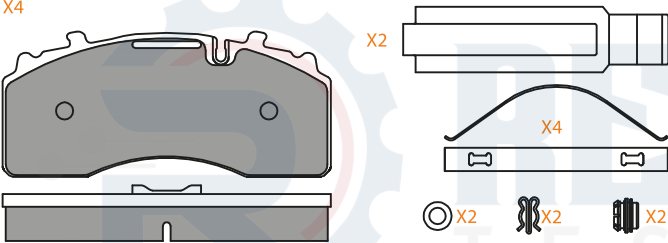
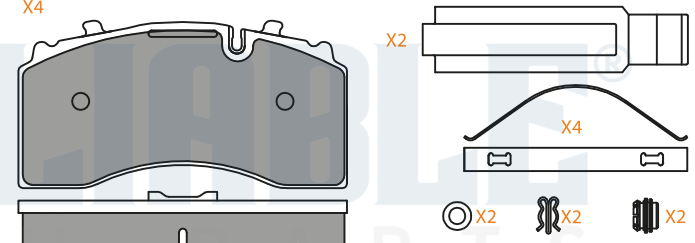
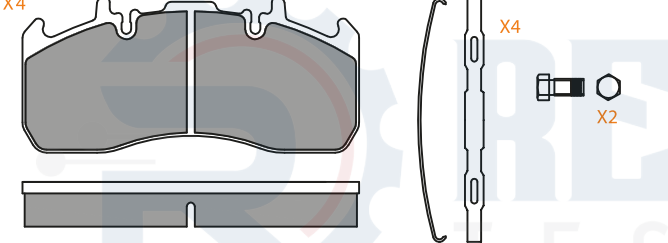
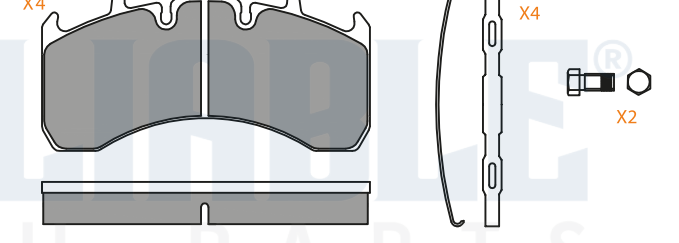
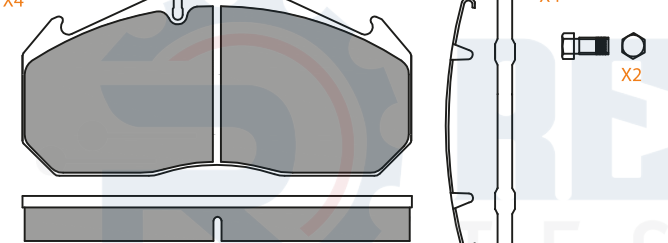
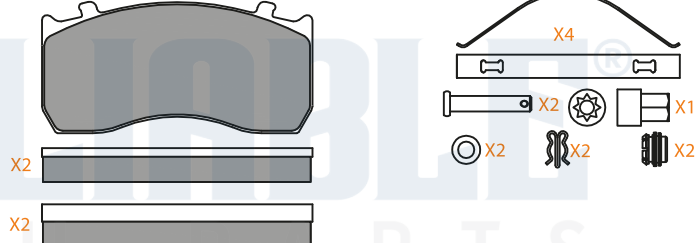
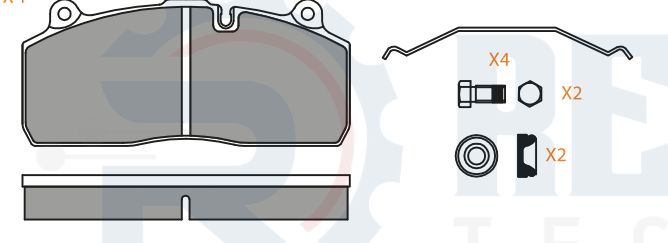
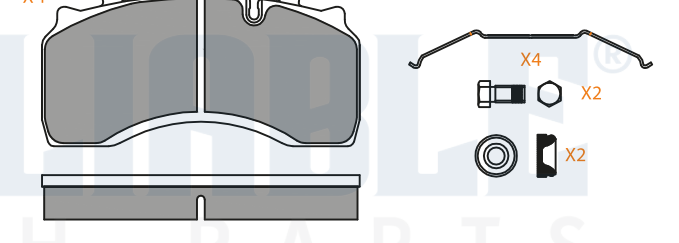
www.reliabletechparts.com.tr

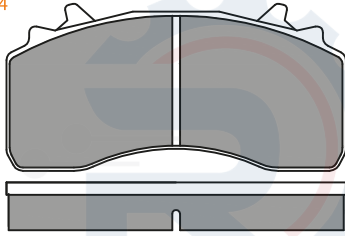
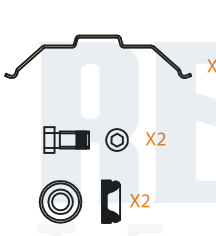
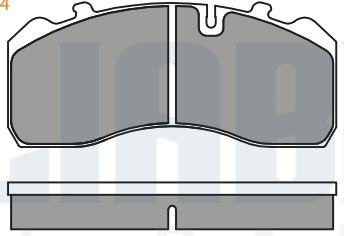
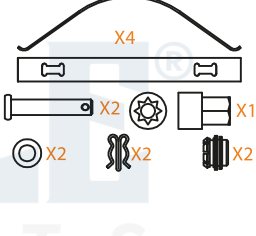
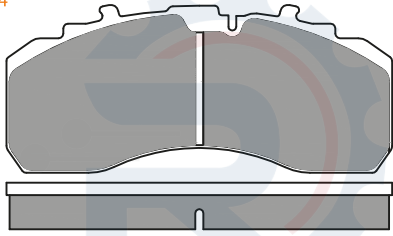
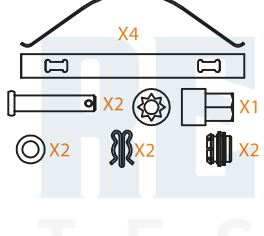
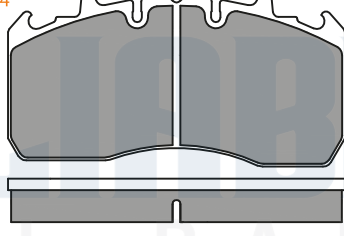
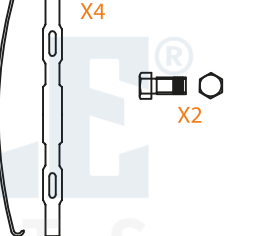
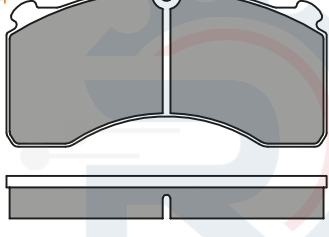
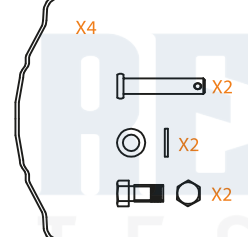
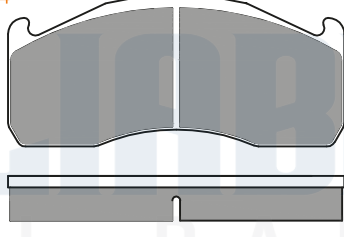
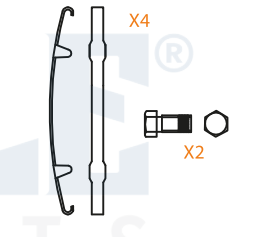
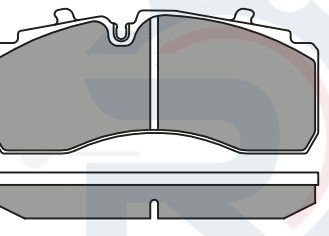
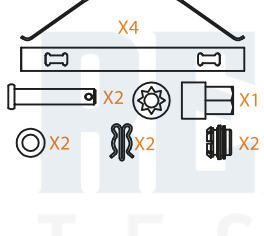
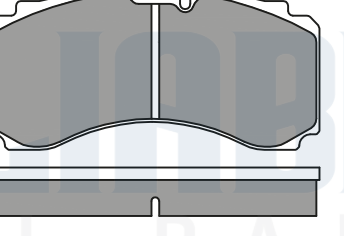
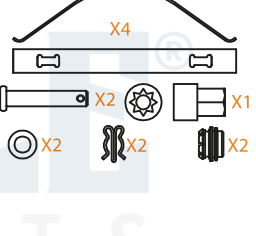
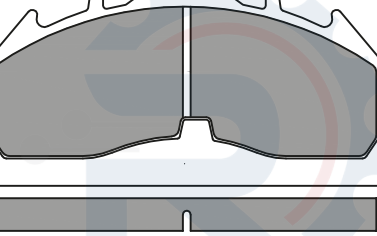
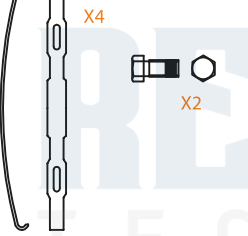
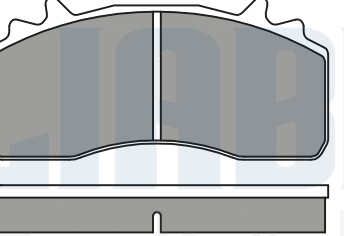
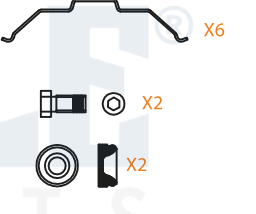
WVA NO	RELIABLE REFERANS NO	PAGE
19032	R629.002	10
19939- 19071	R629.003	10
19094	R629.001	10
19487	R629.006	10
19488	R629.004	10
19921	R629.005	10
25749	R628.032	8
25750	R628.032	8
25751	R628.032	8
29011	R628.033	8
29022	R628.009	5
29030	R628.017	6
29042	R628.005	5
29045	R628.005	5
29046	R628.005	5
29053	R628.017	6
29059	R628.005	5
29061	R628.005	5
29083	R628.017	6
29087	R628.005	5
29088	R628.004	5
29090	R628.034	8
29091	R628.004	5
29093	R628.022	7
29094	R628.022	7
29095	R628.022	7
29096	R628.022	7
29105	R628.005	5
29106	R628.005	5
29108	R628.005	5
29109	R628.005	5
29113	R628.017	6
29115	R628.018	6
29116	R628.018	6
29117	R628.037	8
29119	R628.020	6
29124	R628.025	7
29125	R628.009	5
29126	R628.010	5
29131	R628.012	6
29134	R628.036	8
29137	R628.035	8
29141	R628.020	6
29142	R628.020	6
29144	R628.004	5
29145	R628.022	7
29146	R628.005	5
29147	R628.038	8
29148	R628.018	6
29151	R628.026	7
29158	R628.046	9
29159	R628.010	5
29162	R628.011	6

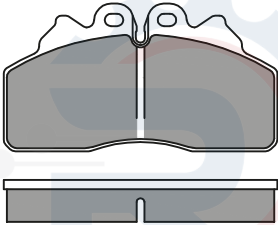
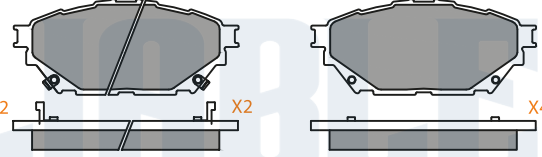
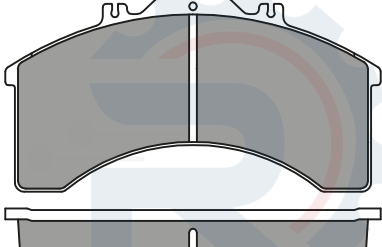
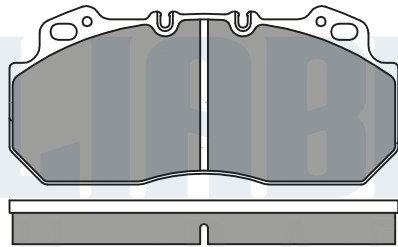
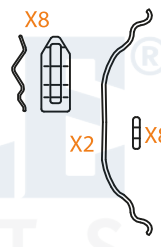
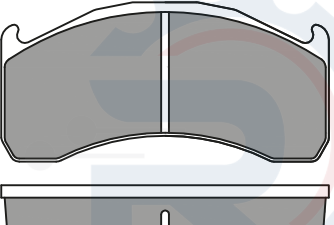

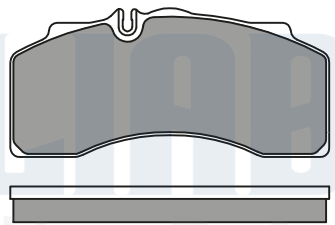
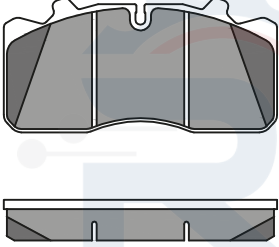
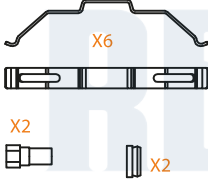
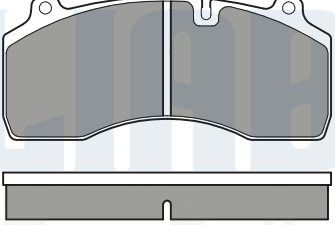
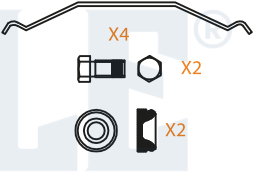
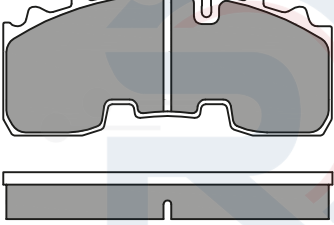
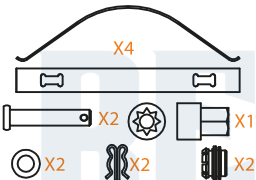
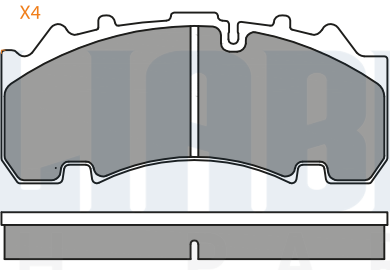
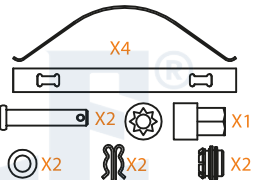
WVA NO	RELIABLE REFERANS NO	PAGE
29163	R628.005	5
29165	R628.002	5
29166	R628.002	5
29167	R628.001	5
29169	R628.016	6
29171	R628.003	5
29173	R628.015	6
29174	R628.008	5
29175	R628.019	6
29177	R628.016	6
29179	R628.005	5
29181	R628.038	8
29183	R628.018	6
29184	R628.022	7
29194	R628.003	5
29195	R628.019	6
29196	R628.005	5
29197	R628.022	7
29198	R628.019	6
29201	R628.005	5
29202	R628.005	5
29203	R628.015	6
29204	R628.008	5
29207	R628.038	8
29210	R628.017	6
29211	R628.024	7
29215	R628.039	8
29216	R628.040	8
29218	R628.008	5
29219	R628.008	5
29223	R628.045	9
29224	R628.009	5
29226	R628.008	5
29227	R628.013	6
29228	R628.014	6
29244	R628.007	5
29245	R628.007	5
29246	R628.006	5
29247	R628.006	5
29252	R628.023	7
29253	R628.023	7
29255	R628.023	7
29256	R628.031	8
29263	R628.040	8
29264	R628.041	9
29265	R628.039	8
29266	R628.023	7
29268	R628.002	5
29270	R628.001	5
29271	R628.003	5
29272	R628.015	6
29273	R628.008	5
29274	R628.019	6

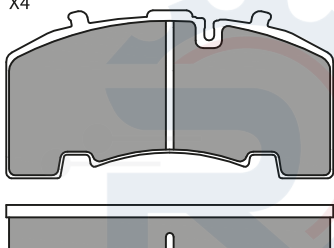
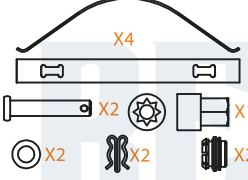
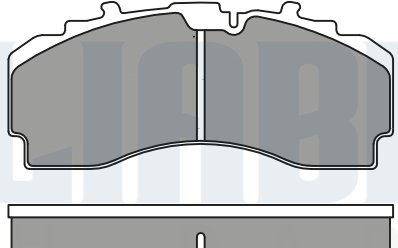
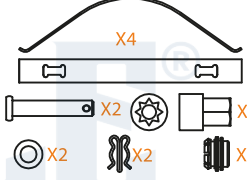
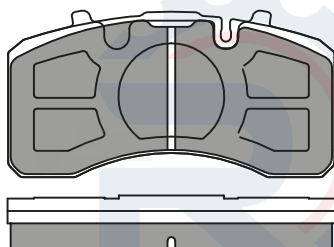
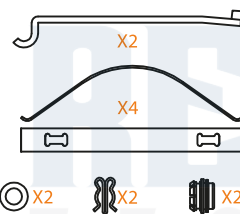
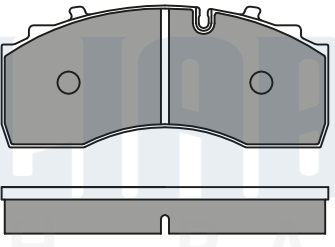

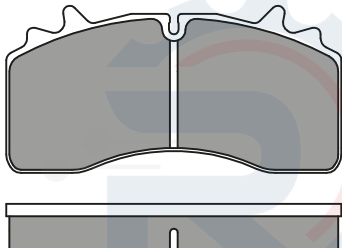
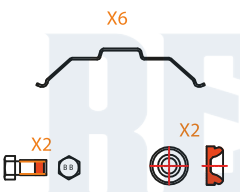
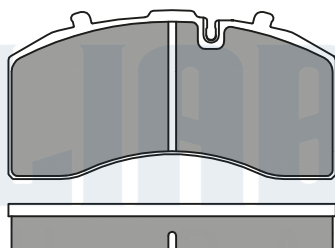
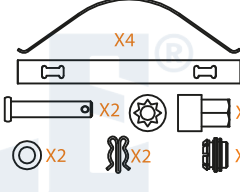
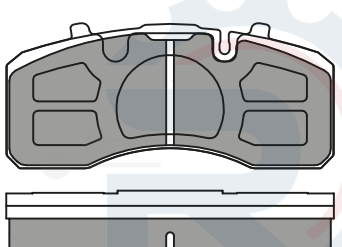
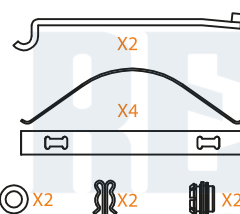
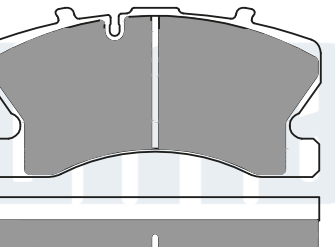
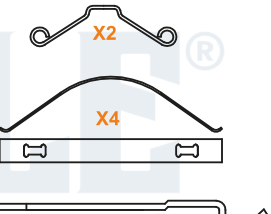
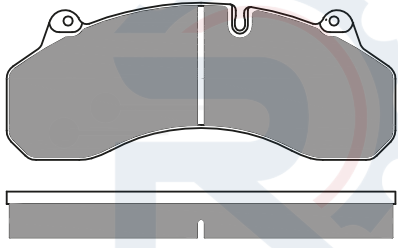

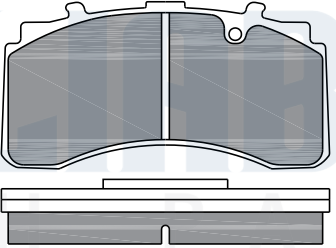

WVA NO	RELIABLE REFERANS NO	PAGE
29275	R628.005	5
29277	R628.009	5
29278	R628.023	7
29279	R628.021	7
29287	R628.027	7
29291	R628.024	7
29293	R628.023	7
29294	R628.019	6
29298	R628.007	5
29299	R628.007	5
29300	R628.006	5
29301	R628.006	5
29306	R628.039	8
29307	R628.040	8
29308	R628.041	9
29315	R628.030	7
29316	R628.013	6
29317	R628.014	6
29328	R628.028	7
29329	R628.028	7
29331	R628.042	9
29332	R628.029	7
29334	R628.008	5
29337	R628.021	7
29343	R628.044	9
29351	R628.007	5
29352	R628.007	5
29353	R628.006	5
29354	R628.006	5
29355	R628.014	6
29403	R628.043	9
29405	R628.047	9
29429	R628.044	9
29438	R628.049	9
29440	R628.053	10
29537	R628.048	9
24226155	R628.055	10
29174/1	R628.055	10

R628.001	WVA:29167-29270	R628.002	WVA:29165-29166-29268
 <p>UYGUN ARAÇLAR / SUITABLE VEHICLES KNORR-BREMSE BPW AXLE / FRUEHAUF</p>	 <p>ÖLÇÜLER / DIMENSIONS 247.4x109.5x30 E11 90R-02A01163/33392</p>	 <p>UYGUN ARAÇLAR / SUITABLE VEHICLES KNORR-BREMSE-BPW</p>	 <p>ÖLÇÜLER / DIMENSIONS 211x93x30 E11 90R-02A01163/34043</p>
R628.003	WVA:29171-29194-29269-29271	R628.004	WVA:29088-29091-29144
 <p>UYGUN ARAÇLAR / SUITABLE VEHICLES BPW-MERCEDES BENZ-SAF - SAUER KNORR-BREMSE-KOGEL DORSEY</p>	 <p>ÖLÇÜLER / DIMENSIONS 210.1x107.8x30 E11 90R-02A01163/34044</p>	 <p>UYGUN ARAÇLAR / SUITABLE VEHICLES OTOKAR-BMC-DAF-MAN-RENAULT RVH-VECO</p>	 <p>ÖLÇÜLER / DIMENSIONS 175.3x85.6x26 E11 90R-02A01163/24342</p>
R628.005	WVA:29087-29042-29045-29046-29059-29061-29105-29106 29108-29109-29146-29163-29179-29196-29201-29202-29275	R628.006	WVA:29246-29247-29300-29301-29353-29354
 <p>UYGUN ARAÇLAR / SUITABLE VEHICLES MERCEDES ACTROS-AXOR</p>	 <p>ÖLÇÜLER / DIMENSIONS 247.4x109.5x30 E13 90R-02A1006/0504</p>	 <p>UYGUN ARAÇLAR / SUITABLE VEHICLES MERCEDES ACTROS</p>	 <p>ÖLÇÜLER / DIMENSIONS 244.5x113.5x30 E11 90R-02A01163/33385</p>
R628.007	WVA:29244-29245-29298-29299-29351-29352	R628.008	WVA:29174-29204-29218-29219-29226 29273-29334
 <p>UYGUN ARAÇLAR / SUITABLE VEHICLES MERCEDES ACTROS</p>	 <p>ÖLÇÜLER / DIMENSIONS 207x113.5x30 E11 90R-02A01163/33390</p>	 <p>UYGUN ARAÇLAR / SUITABLE VEHICLES RENAULT PREMIUM 430 / 440 / 450 / 460</p>	 <p>ÖLÇÜLER / DIMENSIONS 249.3x109.7x29 E11 90R-02A01163/24333</p>
R628.009	WVA:29125-29022-29224-29277	R628.010	WVA:29159-29126
<p>UYGUN ARAÇLAR / SUITABLE VEHICLES VOLVO FH12 420</p>	<p>ÖLÇÜLER / DIMENSIONS 249.1x110x29 E11 90R-02A01163/24377</p>	<p>UYGUN ARAÇLAR / SUITABLE VEHICLES SAF JUMBO AXLE</p>	<p>ÖLÇÜLER / DIMENSIONS 210.2x92.3x30 E11 90R-02A01163/24376</p>

R628.011	WVA:29162	R628.012	WVA:29131
			
<p>UYGUN ARAÇLAR / SUITABLE VEHICLES SAF AXLE</p> <p>ÖLÇÜLER / DIMENSIONS 210.3x109.3x31 E11 90R-02A01163/24337</p>		<p>UYGUN ARAÇLAR / SUITABLE VEHICLES RENAULT MIDLUM 270 PREMIUM 370/420-MAGNUM DXI</p> <p>ÖLÇÜLER / DIMENSIONS 249.3x117.9x30 E11 90R-02A01163/24383</p>	
R628.013	WVA:29227-29316	R628.014	WVA:29228-29317-29355
			
<p>UYGUN ARAÇLAR / SUITABLE VEHICLES BPW AXLE</p> <p>ÖLÇÜLER / DIMENSIONS 210.3x102x30 E11 90R-02A01163/34098</p>		<p>UYGUN ARAÇLAR / SUITABLE VEHICLES BPW AXLE</p> <p>ÖLÇÜLER / DIMENSIONS 210.8x114.5x30 E11 90R-02A01163/34114</p>	
R628.015	WVA:29173-29203-29272	R628.016	WVA:29169-29177
			
<p>UYGUN ARAÇLAR / SUITABLE VEHICLES RENAULT TRUCK - VOLVO 440</p> <p>ÖLÇÜLER / DIMENSIONS 215.7x99.5x29 E11 90R-02A01163/24340</p>		<p>UYGUN ARAÇLAR / SUITABLE VEHICLES RENAULT TRUCK - VOLVO 440</p> <p>ÖLÇÜLER / DIMENSIONS 210.1x100.6x30 E11 90R-02A01163/24334</p>	
R628.017	WVA:29030-29053-29083-29113-29210	R628.018	WVA:29115-29116-29148-29183
			
<p>UYGUN ARAÇLAR / SUITABLE VEHICLES MERCEDES 0403-0404</p> <p>ÖLÇÜLER / DIMENSIONS 249.5x118.1x28 E11 90R-02A01163/24340</p>		<p>UYGUN ARAÇLAR / SUITABLE VEHICLES MAN 12.180</p> <p>ÖLÇÜLER / DIMENSIONS 173.5x84x27-34 E11 90R-02A01163/24297</p>	
R628.019	WVA:29195-29175-29198-29274-29294	R628.020	WVA:29141-29119-29142
			
<p>UYGUN ARAÇLAR / SUITABLE VEHICLES S.A.E AXLE , SMB AXLE</p> <p>ÖLÇÜLER / DIMENSIONS 210x94x30 E11 90R-02A01163/33256</p>		<p>UYGUN ARAÇLAR / SUITABLE VEHICLES RENAULT MIDLUM 220 DCI</p> <p>ÖLÇÜLER / DIMENSIONS 204.1x99.6x30 E11 90R-02A01163/24338</p>	

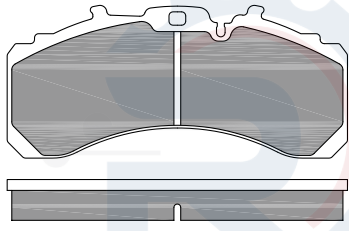
R628.021	WVA:29279-29337	R628.022	WVA:29093-29094-29095-29096-29145 29184-29197
<p>X4</p>  <p>UYGUN ARAÇLAR / SUITABLE VEHICLES MAN TGA</p>	<p>X6</p>  <p>ÖLÇÜLER / DIMENSIONS 217.6x107.1x30.7 E11 90R-02A01163/24295</p>	<p>X4</p>  <p>UYGUN ARAÇLAR / SUITABLE VEHICLES MERCEDES ATEGO</p>	<p>X4</p>  <p>ÖLÇÜLER / DIMENSIONS 210.2x92.8x30 E11 90R-02A01163/33388</p>
R628.023	WVA:29252-29253-29255-29266-29278 29293-29330-29331	R628.024	WVA:29211-29291
<p>X4</p>  <p>UYGUN ARAÇLAR / SUITABLE VEHICLES MAN TGX</p>	<p>X4</p>  <p>ÖLÇÜLER / DIMENSIONS 248x109.5x30 E11 90R-02A01163/24388</p>	<p>X4</p>  <p>UYGUN ARAÇLAR / SUITABLE VEHICLES ROR AXLE</p>	<p>X4</p>  <p>ÖLÇÜLER / DIMENSIONS 216.1x113.2x30 E11 90R-02A01163/24295</p>
R628.025	WVA:29124	R628.026	WVA:29151
<p>X4</p>  <p>UYGUN ARAÇLAR / SUITABLE VEHICLES MERITOR-ROCKWELL</p>	<p>X4</p>  <p>ÖLÇÜLER / DIMENSIONS 205x102x27 E11 90R-02A01163/24376</p>	<p>X4</p>  <p>UYGUN ARAÇLAR / SUITABLE VEHICLES VOLVO FH</p>	<p>X4</p>  <p>ÖLÇÜLER / DIMENSIONS 216x97x29 E11 90R-02A01163/42999</p>
R628.027	WVA:29287	R628.028	WVA:29328-29329
<p>X4</p>  <p>UYGUN ARAÇLAR / SUITABLE VEHICLES ISUZU CITIBUS</p>	<p>X4</p>  <p>ÖLÇÜLER / DIMENSIONS 210.5x92.79x29.5 E11 90R-02A01163/24376</p>	<p>X4</p>  <p>UYGUN ARAÇLAR / SUITABLE VEHICLES VOLVO</p>	<p>X4</p>  <p>ÖLÇÜLER / DIMENSIONS 214.58x106.4x31 E11 90R-02A01163/43533</p>
R628.029	WVA:29332	R628.030	WVA:29315
<p>X4</p>  <p>UYGUN ARAÇLAR / SUITABLE VEHICLES SCANIA</p>	<p>X4</p>  <p>ÖLÇÜLER / DIMENSIONS 249.2X108.48X29 E11 90R-02A01163/42998</p>	<p>X4</p>  <p>UYGUN ARAÇLAR / SUITABLE VEHICLES MERCEDES AROCS</p>	<p>X6</p>  <p>ÖLÇÜLER / DIMENSIONS 220.3X104.18X39.2 E11 90R-02A01163/42751</p>

<p>R628.031 WVA:29256</p> <p>X4</p>  <p>UYGUN ARAÇLAR / SUITABLE VEHICLES IVECO EURO CARGO 75E-BOE-100E</p> <p>ÖLÇÜLER / DIMENSIONS 175.5x94.8x27 E11 90R-02A01163/42809</p>	<p>R628.032 WVA:25749-25750-25751</p>  <p>UYGUN ARAÇLAR / SUITABLE VEHICLES MITSUBISHI CANTER EURO 5</p> <p>ÖLÇÜLER / DIMENSIONS 144.2 x 60.2 x 19 E11 90R-02A01163/42845</p>
<p>R628.033 WVA:29011</p>  <p>UYGUN ARAÇLAR / SUITABLE VEHICLES FIAT IVECO EURO TEC/EURO STAR 440 E 42</p> <p>ÖLÇÜLER / DIMENSIONS 240.6x124.9x26 E13 90R-02A1006/0502</p>	<p>R628.034 WVA:29090</p>   <p>UYGUN ARAÇLAR / SUITABLE VEHICLES RENAULT MAGNUM DXI / PREMIUM 385/400</p> <p>ÖLÇÜLER / DIMENSIONS 249.3x114.5x28.2 E13 90R-02A1006/0501</p>
<p>R628.035 WVA:29137</p>   <p>UYGUN ARAÇLAR / SUITABLE VEHICLES VOLVO FL</p> <p>ÖLÇÜLER / DIMENSIONS 210x102.2x29.2 E13 90R-02A1006/0500</p>	<p>R628.036 WVA:29134</p>  <p>UYGUN ARAÇLAR / SUITABLE VEHICLES MERCEDES-BENZ UNIMOG</p> <p>ÖLÇÜLER / DIMENSIONS 204.5x95.5x23 E13 90R-02A1006/0494</p>
<p>R628.037 WVA:29117</p> <p>X4</p>   <p>UYGUN ARAÇLAR / SUITABLE VEHICLES OTOKAR-BMC-DAF-MAN-RENAULT RVI-IVECO</p> <p>ÖLÇÜLER / DIMENSIONS 175.3x85.6x26 E13 90R-02A1006/0495</p>	<p>R628.038 WVA:29181-29147-29207</p> <p>X4</p>   <p>UYGUN ARAÇLAR / SUITABLE VEHICLES KING LONG XMQ-RENAULT TRUCKS MIDLUM VOLVO FL II</p> <p>ÖLÇÜLER / DIMENSIONS 210.28x102.7x30 E13 90R-02A1006/0496</p>
<p>R628.039 WVA:29306-29265-29215</p> <p>X4</p>   <p>UYGUN ARAÇLAR / SUITABLE VEHICLES BPW SB 3445-KNORR-BREMSE SB6/SN6</p> <p>ÖLÇÜLER / DIMENSIONS 211.1x92.4x30 E13 90R-02A1006/0497</p>	<p>R628.040 WVA:29307-29216-29263</p> <p>X4</p>   <p>UYGUN ARAÇLAR / SUITABLE VEHICLES BPW SB 4345- KNORR-BREMSE AG SB7/SN7</p> <p>ÖLÇÜLER / DIMENSIONS 247.6x109.5x30 E13 90R-02A1006/0498</p>

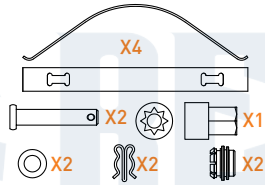
R628.041	WVA:29308-29264	R628.042	WVA:29331
<p>X4</p>  <p>UYGUN ARAÇLAR / SUITABLE VEHICLES BPW SB 4309-KNORR-BREMSE AG SK7</p>	 <p>ÖLÇÜLER / DIMENSIONS 210.2x107.3x30 E13 90R-02A1006/0499</p>	 <p>UYGUN ARAÇLAR / SUITABLE VEHICLES SCANIA</p>	 <p>ÖLÇÜLER / DIMENSIONS 247.22x107.39x30 E13 90R-02A1006/0723</p>
R628.043	WVA:29403	R628.044	WVA:29429-29343
 <p>UYGUN ARAÇLAR / SUITABLE VEHICLES BPW AXLE</p>	 <p>ÖLÇÜLER / DIMENSIONS 210.5x107.1x38.8X28.8</p>	 <p>UYGUN ARAÇLAR / SUITABLE VEHICLES S.A.E AXLE , SMB AXLE</p>	 <p>ÖLÇÜLER / DIMENSIONS 210x91.2x30</p>
R628.045	WVA:29223	R628.046	WVA:29158
 <p>UYGUN ARAÇLAR / SUITABLE VEHICLES PRIMA</p>	 <p>ÖLÇÜLER / DIMENSIONS 215.3X107.5*30</p>	 <p>UYGUN ARAÇLAR / SUITABLE VEHICLES KNORR</p>	 <p>ÖLÇÜLER / DIMENSIONS 210.7X107.1*30</p>
R628.047	WVA:29405	R628.048	WVA:29537
 <p>UYGUN ARAÇLAR / SUITABLE VEHICLES BPW AXLE</p>	 <p>ÖLÇÜLER / DIMENSIONS 210.5x93,3x38.8X28.8</p>	 <p>UYGUN ARAÇLAR / SUITABLE VEHICLES SCHMITZ-KNORR</p>	 <p>ÖLÇÜLER / DIMENSIONS 212.9x106.6x30.6 212.7x109.9x36.2</p>
R628.049	WVA:29438	R628.052	WVA:
 <p>UYGUN ARAÇLAR / SUITABLE VEHICLES SINOTRUK</p>	 <p>ÖLÇÜLER / DIMENSIONS 249.8x101.3x29.5</p>	 <p>UYGUN ARAÇLAR / SUITABLE VEHICLES</p>	 <p>ÖLÇÜLER / DIMENSIONS 210.8x106.8x41.5 210.8x106.8x29.5</p>

R628.053

WVA: 29440



UYGUN ARAÇLAR / SUITABLE VEHICLES

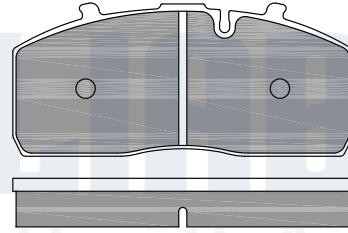


ÖLÇÜLER / DIMENSIONS

250.2X112.6X30

R628.054

WVA:



UYGUN ARAÇLAR / SUITABLE VEHICLES

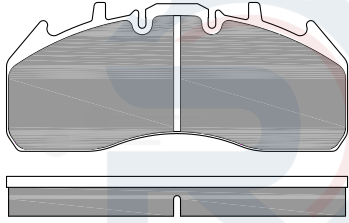


ÖLÇÜLER / DIMENSIONS

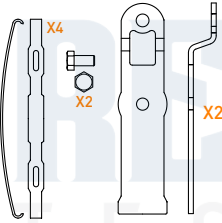
209.8X94.5X30

R628.055

WVA: 24226155-29174/1

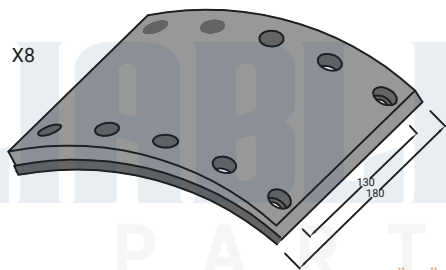
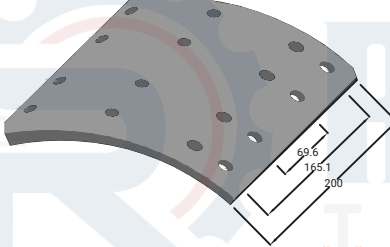


UYGUN ARAÇLAR / SUITABLE VEHICLES
NEW VOLVO



ÖLÇÜLER / DIMENSIONS

249.3x109.7x29

R629.001	WVA:19094	R629.002	WVA:19032
<p>X8</p>  <p>UYGUN ARAÇLAR / SUITABLE VEHICLES BPW AXLE</p> <p>ÖLÇÜLER / DIMENSIONS 200 X 150</p>		<p>X8</p>  <p>UYGUN ARAÇLAR / SUITABLE VEHICLES BPW AXLE</p> <p>ÖLÇÜLER / DIMENSIONS 180x130</p> <p>E13 90R-02A1006/0723</p>	
R629.003	WVA:19939 - 19071	R629.004	WVA:19488
<p>8 X</p>  <p>UYGUN ARAÇLAR / SUITABLE VEHICLES BPW AXLE</p> <p>ÖLÇÜLER / DIMENSIONS 200x164.4</p>		<p>8 X</p>  <p>UYGUN ARAÇLAR / SUITABLE VEHICLES MAN-MERCEDES</p> <p>ÖLÇÜLER / DIMENSIONS 223X180X92</p>	
R629.005	WVA:19921	R629.006	WVA:19487
<p>X8</p>  <p>UYGUN ARAÇLAR / SUITABLE VEHICLES FORD CARGO</p> <p>ÖLÇÜLER / DIMENSIONS 200X165.1X69.6</p>		<p>X8</p>  <p>UYGUN ARAÇLAR / SUITABLE VEHICLES</p> <p>ÖLÇÜLER / DIMENSIONS 183X140X92</p>	

DİSK FREN BALATASI MONTAJ TALİMATI

DİKKAT : Ürünü değiştirmeden önce lütfen bu montaj talimatını okuyunuz.

1. Aşağıdaki maddelere dikkat ediniz :

RELIABLE ,güvenlik nedeniyle ve optimum etki sağlamak amacıyla tüm bakım ve onarım çalışmalarının sadece eğitimli teknik personel tarafından ve araç üreticisinin yönetmeliklerine uygun olarak yapılmasını önermektedir.Fren balataları güvenlik öncelikli parçalardır ve sadece eğitimli teknik personel tarafından montaj yapılmalıdır. Ürünün hatalı ya da kurallara uygun olmayan şekilde takılması durumunda,**RELIABLE** hiçbir sorumluluk kabul etmez.

DİKKAT : - Çalışmalar sırasında kesinlikle fren pedalına basmayınız. (B)

- Fren balatalarını, fren disklerini, fren selelerini ve fren hortumlarını yağ, gres yağı, diğer yağlama maddeleri veya maden yağı içerikli temizlik maddeleri ile temasını önleyiniz. (D)
- Fren hidroliğinin aşındırıcı etkisi bulunmaktadır, teneffüs etmeyiniz, gözünüzü koruyunuz.
- Fren tozunu temizlemek için kesinlikle basınçlı hava kullanmayınız, teneffüs edilen her türlü toz sağlığa zararlıdır. (Elektrikli süpürge veya uygun temizleyiciyle ıslatılmış bir bez kullanınız. (C)
- Fren pedlerini minimum 4mm'lik kalınlığa düştüğü zaman değiştiriniz. Eğer araçta bir aşınma göstergesi bulunmuyorsa kalınlığı her 10.000 km' de bir kontrol ediniz.
- Aynı aks üzerindeki dört pedi de değiştiriniz.
- Kenarları keskin aletler kullanmayınız. Bunları kullanırken donanımda hasara yol açabilirsiniz.
- Fren tesisatında arızalar tespit edilmişse, bu arızalar, araç çalıştırılmadan önce muhakkak uzman bir kişi tarafından giderilmelidir.

2. Sökme işlemi :

Fren tesisatının sökme işlemlerine başlamadan önce arabanın o anda tamirde bulunduğu dair direksiyona bir ikaz işareti koyunuz. Tamir işlemine dahil olmayan tekerlekler takoz koyup, araç sehpa üzerine alınız ve tekerlekleri sökünüz. (A) Önce dingilin sadece bir frenini sökünüz. İkinci frenden montaj işleminde münferit parçaların oturma için muhtemelen örnek olarak yararlanabilirsiniz. Bütün çalışmalar aynı şekilde bir dingilin her iki freninde de yapınız. Mevcutsa aşınma uyarı göstergesini sökünüz. Fren balatası ve aksesuarlarını sökünüz.

DİKKAT : - Balata tespit yayları / klemensler yay gerilimi altında bulunmaktadır. Bunu kontrollü olarak dengeleyiniz ve sele boşluğunu ziplamalara karşı emniyete alınız.

- Pedleri çıkardıktan sonra fren pedalına basmayınız. (B)
- Disk kalınlığının hala aşınma limitlerinin içinde olduğundan emin olunuz.
- Fren tertibatını meydana getiren tüm organların (silindir contaları, diskler, bağlama bilezikleri vb. ...) iyi durumda olup olmadıklarını kontrol ediniz.

3. Montaj işlemi :

- Yeni fren balatası ve aksesuarlarını yerleştirin. (Fren balatalarını her zaman sadece aks grubu şeklinde yenileyiniz)
- Pedlerin araca uygun olduğundan emin olunuz.
- Yeni pedleri herhangi bir kirlilikten koruyunuz. (D)
- Pedler herhangi bir değişiklik yapılmadan ayarlanmalıdır.
- Fren sisteminde sızdırmazlık kontrolü yapınız.
- Gerekirse fren hidroliği ile fren sisteminin havasını alınız.
- Mevcutsa, aşınma uyarı göstergesini bağlayınız.
- Tekerleği sabitleyin. Civataları tork anahtarını kullanarak ve araç üreticisinin yönetmeliklerine göre sıkınız. (G)

4. Fonksiyon kontrolü :

Tekerleklerin montajı yapıldıktan sonra aşağıdaki hususlara dikkat ediniz :

- Dengeleme kabındaki fren yağı seviyesini kontrol ediniz ve gerektiğinde maximum işareli yere kadar doldurunuz. (F) Sadece yeni ve araç tipine özel olan fren yağını kullanınız.

- Montaj işlemini yaptıktan sonra, pedleri yerine oturtmak için fren pedalına, yarım pedal mesafesinde birkaç kez düşük bir hızda basınız. (E) Pedal mesafesi sabit pedal gücünde uzun bir süre değişmemelidir.

DİKKAT : Basınç noktasına ve sabitliğine ulaşılmazsa bütün fren tesisatını kontrol ediniz, yoksa frenlerin fonksiyonunu yerine getirmesi mümkün olmayabilir.

- Fren sistemlerinin gevşek olan yerlerini kontrol ediniz.
- Fren yağı seviyesini tekrar kontrol ediniz.
- **Frenlerin deneme çalışmalarını araba yavaş hareket ederken yapınız; Frenlerin gücü ilk frenlemede biraz azalmış gibi görünür. Aşırı güç kullanarak ve sürekli frenleyerek frenin etkinliğine ulaşmaya çalışmaktan kaçınınız.**
- **Rodaj aşamasında (200 km / 125 mls) gereksiz ani frenlemeden kaçınınız. (H)**

DISC BRAKE PAD INSTALLATION INSTRUCTION

ATTENTION: Please read the installation instructions before changing the product.

1. Pay attention to the following items:

RELIABLE recommends to do that all maintenance and repair work only by trained technical staff in accordance with the regulations of the vehicle manufacturer to ensure safety and optimum effect. Brake pads are security priority parts and should only be assembled by trained personal. In case of product fitting faulty and not according to the rules, **RELIABLE** does not accept responsibility.

ATTENTION:



- Please never press the brake pedal during the works. (B)
- Brake pads, brake disc, brake saddle, brake hose prevent contact with oil, grease oil, other lubricant and mineral oil. (D)
- Brake fluid has corrosive effect, you can not breathe, protect your eyes.
- Please do not use compressed air to clean brake dust, it is harmful to health that all kinds of dust is inhaled. (Please use a vacuum cleaner or dampened cloth with a suitable cleaner). (C)
- Please replace the brake pads when they drop the minimum 4mm. thick. If there is not a wear indicator in the car, check the thickness every 10.000 km.
- Please replace the four pads on the same axle.
- Please do not use tools with sharp edges. They can cause damage to the equipment when in use.
- If faults are detected in the brake systems, these faults must be removed by a specialist person necessarily before start the vehicle.

2. Removal Procedure:

Before starting the disassembly of brake systems, put a warning sign on steering that the car is found under repair at the moment. Please put chock the wheels not included in the repair process, take the vehicle on the stand and remove the wheels (A) Before, please remove the just one brake of the axle. You can probably benefit second brake as an example for the seating of the individual parts during the brake assembly process. Please carry out all work in the both brake axle likewise. If there is, remove the wear warning indicator. Remove the brake pads and accessories.

ATTENTION:



- Lining identified springs / terminals are under spring tension. Please balance as it controlled and secure seat space against the bounce
- Please do not press the brake pedal after removing the pad. (B)
- Please make sure the disc thickness in the still wear limit.
- Please check the brake assembly embodying all components (cylinder seals, disks strap etc.) whether or not they are in good condition.

3. Installation Procedure:

- Please install new brake pads and accessories (Please replace always the brake pads only form of axle assembly.)
- Please make sure the pads that they are suitable for vehicle.
- Please protect the new pad from any pollution. (D)
- The pads must be set before changes are made.
- Please check the leakage in the brake system.
- If it is necessary, bleed the brake system with brake fluid.
- If there is, please connect the wear warning indicator.
- Please fix the wheel. Please tighten the bolts using a torque wrench according to the regulations of the vehicle manufacturer. (G)

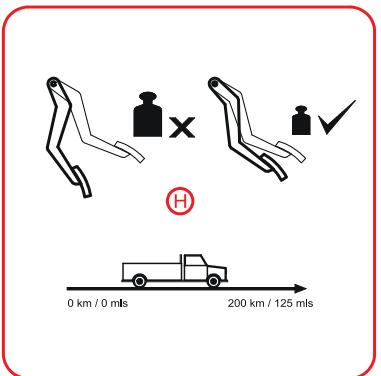
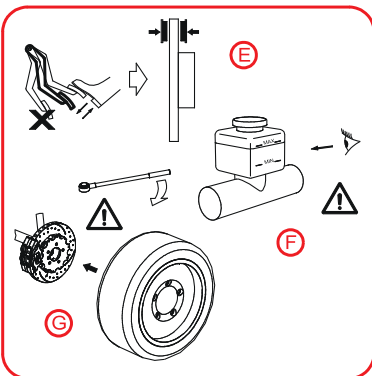
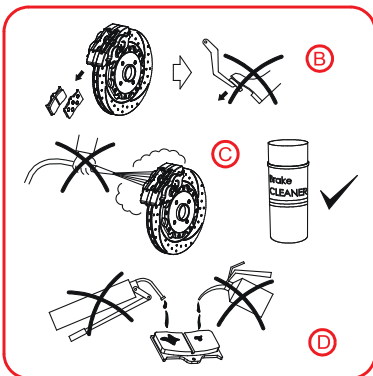

4. Function Control:


- Please check the brake fluid level in the equalization container and when it is required fill up till the maximum signed field. (F) Please use the brake oil for only a new and specific to the type of vehicles.
- After the installation, press the brake pedal to seat the pads several times in the half-pedal distance at a low speed. (E)
- Pedal distance should not change for a longer time.

ATTENTION:



- Please check all brake systems if not reached the pressure point and stability. Otherwise, the brakes may not be possible fulfill the function.
- Please check the brake system where the loose again.
- Please check the brake fluid level.
- Please apply trial of the brakes while the vehicle moves slowly; power of the brake visible in the first braking decreased slightly. Please avoid using excessive effectiveness of the brakes.
- Please avoid unnecessary sudden braking in the break-in period (200 km / 125 mls)





RELIABLE®
DISC BRAKE PADS

www.reliabletechparts.com.tr



İkitelli O.S.B. Bağcılar Güngören San. Sit. 7.Blok No: 1-3-5-7-9

Başakşehir / İstanbul / TÜRKİYE

Tel: +90 212 671 43 83 (Pbx) Fax: +90 212 671 43 94

www.kdteknik.com.tr



[kdteknikotomotiv](https://www.instagram.com/kdteknikotomotiv)
[kdteknikotomotiv](https://www.facebook.com/kdteknikotomotiv)

[kd-technic-automotive](https://www.linkedin.com/company/kd-technic-automotive)